



APPLY FOR FINANCIAL AID

WWW.STUDENTAID.GOV

OSCEOLA TECHNICAL COLLEGE'S SCHOOL CODE IS: **031279**

STUDENTS PLANNING TO ATTEND THE FALL SEMESTER WILL NEED TO COMPLETE:

- 2023-2024 FAFSA
- 2024-2025 FAFSA (Available October 1, 2023)

STUDENTS PLANNING TO ATTEND THE SPRING SEMESTER WILL NEED TO COMPLETE:

- 2023-2024 FAFSA
- 2024-2025 FAFSA (Available October 1, 2023)

DOCUMENTS YOU WILL NEED TO APPLY:

- HIGH SCHOOL TRANSCRIPTS OR GED (if you attended college, we will need transcripts from all the colleges you attended)
- 2021 tax documents filed with the IRS

IF YOU ARE USING V.A. BENEFITS, YOU WILL NEED:

- HIGH SCHOOL TRANSCRIPTS OR GED (if you attended college, we will need transcripts from all of the colleges you attended)
- CERTIFICATE OF ELIGIBILITY
- DD214

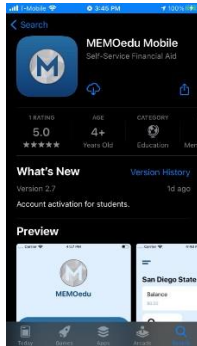
Financial Aid appointments and assistance are available through the mobile app MEMOedu Mobile or on your browser at <https://app.memoedu.com/login>



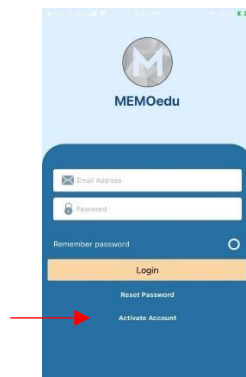
Financial Aid Office Hours:	
Monday-Friday	8:00am – 4pm
Contact Us: (407) 344-5080	
Stephanie Anderson	https://calendly.com/stephanie-anderson-4
Extension: 15249	
Shannon Morrow	https://calendly.com/shannon-morrow
Extension: 15351	

ACTIVATING THE MEMOedu APP

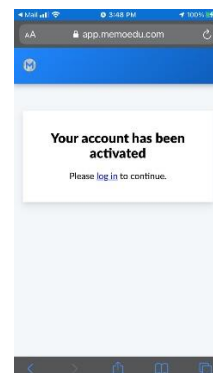
1. On your smartphone or device go the Apple App Store or Google Play Store and search for “MEMOedu mobile”. Download the MEMOedu Mobile app.



2. On the activation screen input the email address that the school provided:
 - Student ID + @student.osceolaschools.net
 Then press “Activate Account”.



3. You will receive an email from MEMOedu with a link to activate your account. Open the email on your phone and click the link. A browser window will open on your phone, prompting you to enter a password. Create a password and click “Activate Account”.



4. Your account is now active! Return to the mobile app and log in with your email and password.